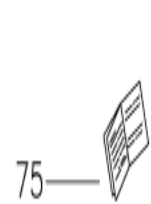
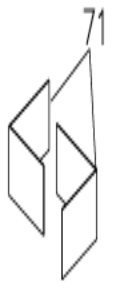
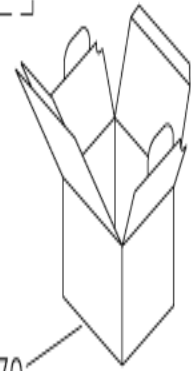
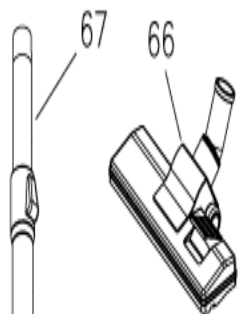
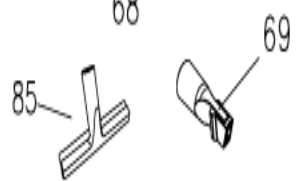
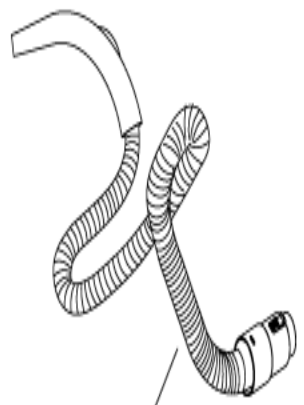


ASSEMBLED



100

101

70

71

75

73

72

ASSEMBLED

Pos.	Còdigo	Descripción
15	AT5165392800	FILTRO HEPA 2799 USCITA ARIA
16	AT5165554900	COPERCHIO USCITA ARIA 2799 VER
25	AT5165760900	SWITCH 2799
27	AT5165761000	POTENZIOMETRO 2799
52	AT5165392900	FILTRO X CONTENITORE POLVERE 2
53	AT5165392700	FILTRO X MOTORE 2799
66	AT5166009200	ASS.SPAZZOLA PAVIMENTI 2799
67	AT5166009300	ASS.TUBO TELESCOPICO 2799
68	AT5166009400	ASS.TUBO FLESSIBILE 2799
83	AT5165710600	SCHEDA ELETTRONICA 2799
100	AT5166009500	ASS.CORPO 2799 VERN.ROSSO ARIE
102	AT5166009700	ASS.FILTRO HEPA X CONT.POLVERE
103	AT8999000200	
999	AT5166020100	ASS.AVVOLGICAVO 2799