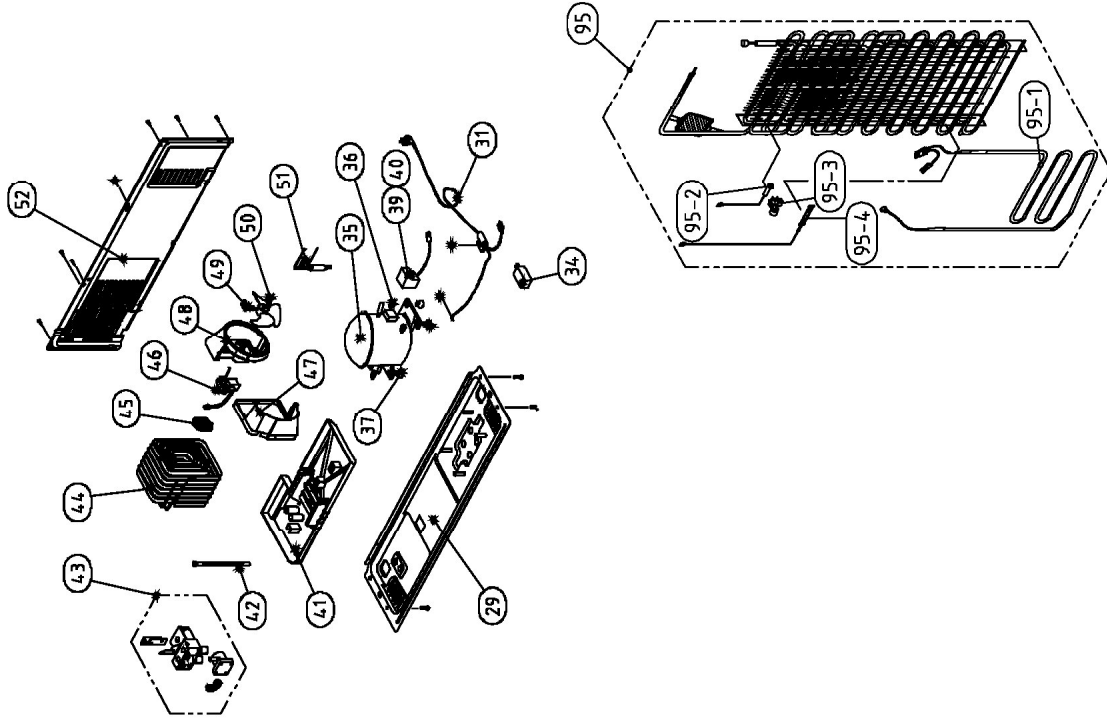


NO	PART-CODE	PART NAME	SPEC.	Q'ty				
				201A	20DA	20EA	20FA	20GA
29		BASE COMP AS	FRU-5711	1	1	1	1	1
31		CORD POWER AS		1	1	1	1	1
34		CAPACITOR RUN	Model dependent	1	1	1	1	1
35		COMP	Model dependent	1	1	1	1	1
36		SPECIAL WASHER	SK-5, T0.8	4	4	4	4	4
37		RUBBER ABSORBER COMP	NBR (R-134a)	4	4	4	4	4
39		ABSORBER COMP AS	FRU-541D (R-600a)	1	1	1	1	1
40		SWITCH P RELAY AS	Model dependent	1	1	1	1	1
41		COVER RELAY	Model dependent	1	1	1	1	1
42		CASE VAPORI AS	PP	1	1	1	1	1
43		HOSE DRN B	PE FRB-5350NT	1	1	1	1	1
44		VALVE WATER AS	110~127V 60Hz	X	1	1	1	1
45		PIPE WICON AS	220~240V 50,60Hz	1	1	1	1	1
46		FIXTURE MOTR	TSW OD4.76X70.7	1	1	1	1	1
47		MOTOR C FAN AS	PP	1	1	1	1	1
48		M/BELL B	DC-2213DWCA-3	1	1	1	1	1
49		M/BELL A	PP	1	1	1	1	1
50		FAN	ABS OD3.17XD150	1	1	1	1	1
51		CLAMP FAN	SUS 304	1	1	1	1	1
52		DRYER AS	C1220T	1	1	1	1	1
		COVER MACH ROOM AS	SBHG T0.35	1	1	1	1	1
95		EVA AS	FRU-5711	1	1	1	1	1
95-1		HEATER SHEATH AS	AC220V/ 192W	1	1	1	1	1
95-2		SENSOR D AS	AC115V/ 192W	1	1	1	1	1
95-3		FIXTURE D SENS	PBN-43	1	1	1	1	1
95-4		FUSE TEMP AS	PP	1	1	1	1	1
			AC250V 10A 77C	1	1	1	1	1

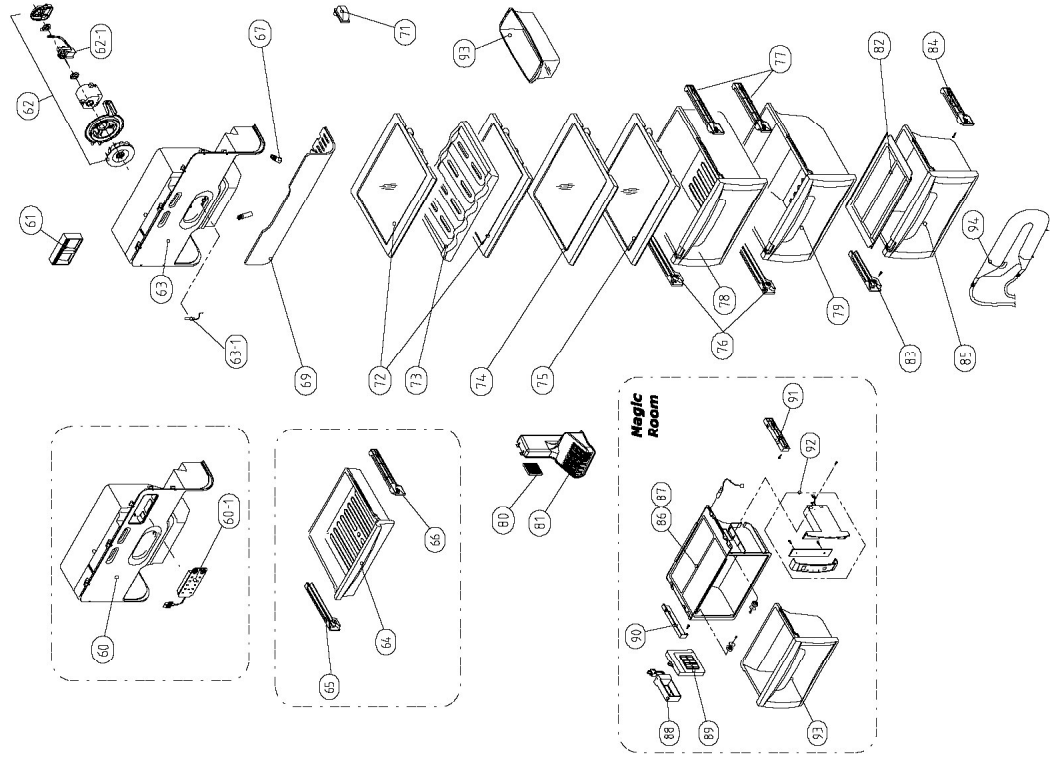
- Some parts can be changed for improving their performance without notice.
 - Above parts number doesn't describe your own colour & printing. Please remind!



Date		A	amendment Note
07. 4. 5			No. 37 Q'ty change, 95-4 code change.
			Screw code delete, No. 95-5 'Fixture fuse temp' code delete.

Refrigerator Room

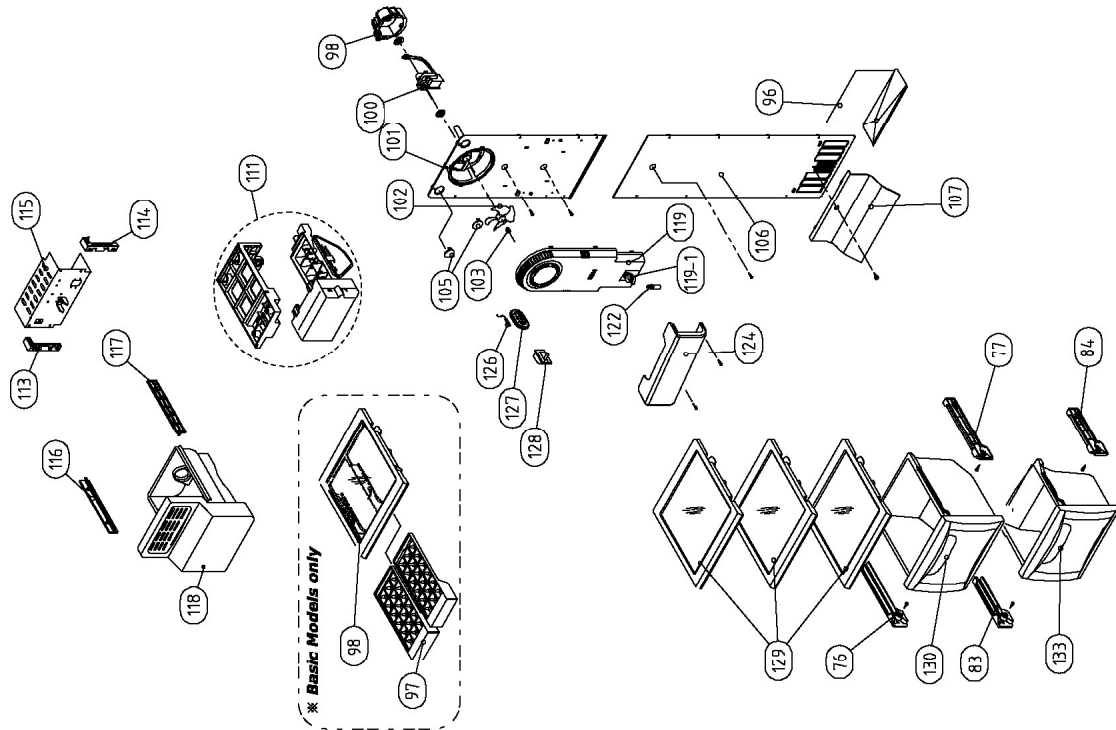
NO	PART-CODE	PART NAME	SPEC.	Q'ty				
				20IA	20DA	20EA	20FA	20GA
60		COVER DAMP AS	FRU-571I	1				
60-1		PANEL CONTL *I AS		1				
61		FRAME CHECK VALVE AS	FRU-571I	1	1	1	1	1
62		FIXTURE MOTR AS		1	1	1	1	1
62-1		MOTOR R FAN	D4612AAA20	1	1	1	1	1
63		COVER DAMP AS	FRU-541D	-	1	1	1	1
63-1		SENSOR R AS	PBN-43B	1	1	1	1	1
64		CASE CHILD	GPPS					
65		GUIDE CASE A *L AS	FRU-571I(MANO)	1				
66		GUIDE CASE A *R AS	HIPS	1				
67		LAMP F/R	AC 240V 25W(S) AC 125V 25W	2	2	2	2	2
69		WINDOW R LAMP	MIPS	1	1	1	1	1
71		SWITCH DR	SP201R-7DR (R-134a) SPF101B-2D(R-600a)	1	1	1	1	1
72		SHELF IMMOLDING R A AS	FRAME+PRINTED GLASS	2	2	2	2	2
73		SHELF WINE	GPPS	X				
74		SHELF IMMOLDING R C AS	FRAME+PRINTED GLASS	1				
75		SHELF IMMOLDING R B AS	FRAME+PRINTED GLASS	1	1	1	1	1
76		GUIDE CASE A *L AS	HIPS	1	2	2	2	2
77		GUIDE CASE A *R AS	HIPS	1	2	2	2	2
78		CASE VEGETB A AS	CASE+FRAME	X	1	1	1	1
79		CASE VEGETB B AS	CASE(MANO)+FRAME	1	1	1	1	1
80		DEO ANTI AS	CASE+FRAME	1	1	1	1	1
81		COVER RETURN DUCT	W40X75XL40	1	1	1	1	1
82		COVER VEGETB CASE B	PP	1	1	1	1	1
83		GUIDE CASE C *L AS	GPPS	1	1	1	1	1
84		GUIDE CASE C *R AS	HIPS	1	1	1	1	1
85		CASE VEGETB C AS	HIPS	1	1	X	1	X
86		COVER CHANGE RM	CASE+FRAME	1	1			
87		BOX CHANGE RM	CASE(MANO)+FRAME					
88		DAMPER AS	GPPS					
89		COVER DUCT CH RM AS	HIPS					
90		GUIDE CHANGE RM *L	DU24-012					
91		GUIDE CHANGE RM *R	PP+SEAL	X	X		X	
92		BOX CONTL CH RM AS	ABS					
93		CASE CHANGE RM AS	ABS					
93		CASE EGG AS	CASE+FRAME+GASKET					
94		TANK WATER AS	CASE(MANO)+FRAME+GASKET	1	1	1	1	1
			CASE+VINYL	X	1	1	1	1
			FRU-541D					



- Some parts can be chaged for improving their performance without notice.
 - Above parts number doesn't describe your own colour & printing. Please remind!

Freezer Room

NO	PART-CODE	PART NAME	SPEC.	Q'ty				
				20JA	20DA	20EA	20FA	20GA
76		GUIDE CASE A *L AS	HIPS	1	1	1	1	1
77		GUIDIE CASE A *R AS	HIPS	1	1	1	1	1
83		GUIDE CASE C *L AS	HIPS	1	1	1	1	1
84		GUIDE CASE C *R AS	HIPS	1	1	1	1	1
96		GUIDE DRN	GA	1	1	1	1	1
97		CASE ICE	PP	2				
98		SHELF F ICE AS	FRAME+PRINTED GLASS+FIXTURE	1				X
100		MOTOR F FAN	D4612AAA21	1	1	1	1	1
101		LOUVER F A	ABS	1	1	1	1	1
102		FAN	ABS DD3.17XD130	1	1	1	1	1
103		CLAMP FAN	SUS 304	1	1	1	1	1
105		CAP F LOUVER B	HIPS	2	2	2	2	2
106		LOUVER F B AS	HIPS	1	1	1	1	1
107		COVER F RETURN	HIPS	1	1	1	1	1
111		FRAME ICE MAKER AS	FRU-541D(R-134a)	1	1	1	1	1
113		GUIDE G/MOTR BRKT *L	FRU-541D(R-600a)	1	1	1	1	1
114		GUIDE G/MOTR BRKT *R	ABS	1	1	1	1	1
115		BRACKET GEARED MOTR AS	(MOLD/DY) 110~127V/60Hz (MOLD/DY) 220V/60Hz (MOLD/DY) 220~240V/50Hz	X	1	1	1	1
116		GUIDE ICE CRUSHER *L	ABS	1	1	1	1	1
117		GUIDE ICE CRUSHER *R	ABS	1	1	1	1	1
118		CASE I/CRUSHER AS	FRU-541D	1	1	1	1	1
119		COVER F FAN AS	FRU-571I	1				X
119-1		SOCKET F LAMP AS	FRU-541/547/549/54B	X	1	1	1	1
122		LAMP F	AC 240V 25W(S)	1	1	1	1	1
124		WINDOW F LAMP	AC 125V 25W	1	1	1	1	1
126		SENSOR F AS	MIPS	1	1	1	1	1
127		COVER F SENS	PT-38	1	1	1	1	1
128		SWITCH DR	ABS	1	1	1	1	1
129		SHELF F AS	SP201R-7DR (R-134a)	1	1	1	1	1
130		CASE F A AS	SPF101B-1D (R-600a)	3	3	3	3	3
133		CASE F B AS	PRINTED GLASS CASE+FRAME CASE(MANO)+FRAME CASE(MANO)+FRAME	1	1	1	1	1



Date	Amendment Note	
07. 4. 5.	No.76,77,83,84,119(ECM) code change.	

