


753 2 51

CENTRIFUGEUSE 3



5 810020 (P) C18

4 810044 (J) D10

5 790230 (D) C06

0 69948E (F) E02

4 810041 (F) C44

0 69416E (C) D04

5 61432E (C) C22

4 482540 (B) A12

4 810040 (E) C41

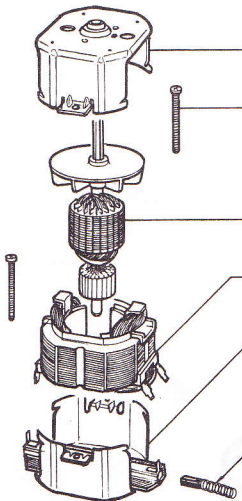
5 810037 (H) D41

5 810032 (C) D32

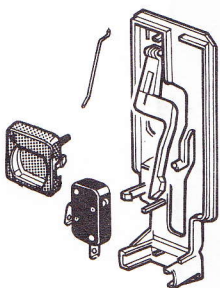
5 810272 (N) C38

4 810035 (Z) B44

0 246017 (K) B32



VARIANTE 10



4 810011 (Y) B26

4 810203 (G) B08

5 810014 (H) B26

0 66113E (M) C36

4 810202 (F) C03

4 704509 (X) A07

5 810016 (K) D15

0 69326E (E) A32

0 69836E (J) B22

4 810004 (Q) C30

0 69122E (H) A14

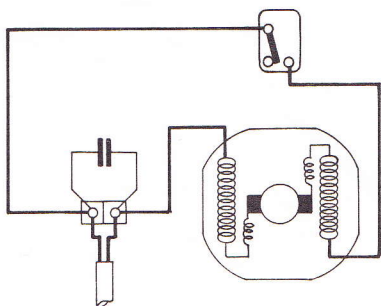
4 568076 (A) A01

0 69835E (H) C04

0 290152 (H) B22

5 810271 (M) E22

SCHEMA DE CABLAGE



4 780900 (F) B39

5 762515 (D) B29

4 810047 (M) C44

0 69837E (K) A12

