

## SECTION 5 EXPLODED VIEWS


**NOTE :**

- Non-serviceable items with no part number and no description are not stocked because they are not required for routine service.
- The construction parts of an assembled part are indicated with a collation number in the remarks column.
- Items marked "\*" are not stocked since they are seldom required for routine service. Some delay should be anticipated when ordering these items.

**Note :** Les composants indentifiés par une trame et par une marque Δ sont d'une importance critique pour la sécurité. Ne les remplacer que par des pièces du numéro spécifié.

**Note :** The components identified by shading and marked Δ are critical for safety. Replace only with the part numbers specified in the parts list.

### 5-1. CHASSIS



**Note :** When replacing the LCD panel or Power Unit board please ensure you order the correct one i.e. make sure the comments in the remark column match.

For example:-  
19" LCD Panel 1-811-197-11 (SS1G) must be used with Power Unit Board 1-474-241-11 (LP6G/SS1G).


**Note :** The components identified by mark Δ contain confidential information. Strictly follow the instructions when ever the components are repaired and/or replaced.

REF.NO.	PART.NO	DESCRIPTION	REMARK	REF.NO.	PART.NO	DESCRIPTION	REMARK
1	Δ 1-811-197-11	LCD PANEL (19INCH WXGA TFT)	SS1G	2	Δ 1-474-241-11	POWER UNIT BOARD, COMPLETE	19" LP6G/SS1G
	Δ 1-811-197-21	LCD PANEL (19INCH WXGA TFT)	AU1G		Δ 1-474-241-21	POWER UNIT BOARD, COMPLETE	19" AU1G/SS3G/CH3G/CH4G/AU3G
	Δ 1-811-197-31	LCD PANEL (19INCH WXGA TFT)	LP6G		Δ 1-474-242-11	POWER UNIT BOARD, COMPLETE	22" SS2G/SS3G
	Δ 1-811-197-41	LCD PANEL (19INCH WXGA TFT)	SS3G		Δ 1-474-242-21	POWER UNIT BOARD, COMPLETE	22" AU2G
	Δ 1-811-197-51	LCD PANEL (19INCH WXGA TFT)	AU3G		Δ 1-474-242-31	POWER UNIT BOARD, COMPLETE	22" LP1G
	Δ 1-811-197-61	LCD PANEL (19INCH WXGA TFT)	CH3G		Δ 1-474-242-41	POWER UNIT BOARD, COMPLETE	22" CH3G
	Δ 1-811-197-71	LCD PANEL (19INCH WXGA TFT)	CH4G	3	Δ 1-857-682-11	MAIN BOARD, COMPLETE	19 inches
	Δ 1-811-198-11	LCD PANEL (22INCH WXGA TFT)	SS2G		Δ 1-857-683-11	MAIN BOARD, COMPLETE	22 inches
	Δ 1-811-198-21	LCD PANEL (22INCH WXGA TFT)	AU2G	4	4-178-415-01	19/22 SIDE JACK BRACKET	BLACK
	Δ 1-811-198-31	LCD PANEL (22INCH WXGA TFT)	LP1G		4-193-024-01	19/22 SIDE JACK BRACKET	WHITE
	Δ 1-811-198-41	LCD PANEL (22INCH WXGA TFT)	SS3G				
	Δ 1-811-198-51	LCD PANEL (22INCH WXGA TFT)	CH3G				

## 5-1. CHASSIS Cont.

**Note :** Les composants indentifiés par une trame et par une marque Δ sont d'une importance critique pour la securite. Ne les remplacer que par des pieces du numero specifie.

**Note :** The components identified by shading and marked Δ are critical for safety. Replace only with the part numbers specified in the parts list.



REF.NO.	PART.NO	DESCRIPTION	REMARK	REF.NO.	PART.NO	DESCRIPTION	REMARK
5	1-858-452-11	LOUDSPEAKER (3.0x7.0CM)	19 inches				
	1-858-453-11	LOUDSPEAKER (3.5x15.0CM)	22 inches				
6	1-489-163-11	SWITCH UNIT BOARD, COMPLETE					

## 5-2. BEZEL ASSY & STAND ASSY

**Note :** Les composants indentifiés par une trame et par une marque  $\Delta$  sont d'une importance critique pour la sécurité. Ne les remplacer que par des pièces du numéro spécifié.

**Note :** The components identified by shading and marked  $\Delta$  are critical for safety. Replace only with the part numbers specified in the parts list.




REF.NO.	PART.NO	DESCRIPTION	REMARK	REF.NO.	PART.NO	DESCRIPTION	REMARK
51	X-2548-549-1	19 BEZEL ASSY BLACK		52	4-178-410-01	19 NECK BLACK	
	X-2548-551-1	19 BEZEL ASSY WHITE			4-193-020-01	19 NECK WHITE	
	X-2548-552-1	22 BEZEL ASSY BLACK			4-178-422-01	22 NECK BLACK	
	X-2548-554-1	22 BEZEL ASSY WHITE			4-193-021-01	22 NECK WHITE	
				53	X-2548-560-1	19/22 STAND ASSY BLACK	
					X-2548-561-1	19/22 STAND ASSY WHITE	

### 5-3. REAR COVER ASSY & POWER SUPPLY CORDS

**Note :** Les composants indentifiés par une trame et par une marque Δ sont d'une importance critique pour la securite. Ne les remplacer que par des pieces du numero specifie.

**Note :** The components identified by shading and marked Δ are critical for safety. Replace only with the part numbers specified in the parts list.



REF.NO.	PART.NO	DESCRIPTION	REMARK
101	X-2548-555-1	19 REAR COVER ASSY BLACK	
	X-2548-556-1	19 REAR COVER ASSY WHITE	
	X-2548-557-1	22 REAR COVER ASSY BLACK	
	X-2548-558-1	22 REAR COVER ASSY WHITE	

REF.NO.	PART.NO	DESCRIPTION	REMARK
102	Δ 1-838-166-11	POWER-SUPPLY CORD (AEP)	
103	Δ 1-838-167-11	POWER-SUPPLY CORD (UK)	