

SECTION 5 EXPLODED VIEWS


NOTE :

- Non-serviceable items with no part number and no description are not stocked because they are not required for routine service.
- The construction parts of an assembled part are indicated with a collation number in the remarks column.
- Items marked “*” are not stocked since they are seldom required for routine service. Some delay should be anticipated when ordering these items.

Note : Les composants identifiés par une trame et par une marque Δ sont d'une importance critique pour la securite. Ne les remplacer que par des pieces du numero specifie.

Note : The components identified by shading and marked Δ are critical for safety. Replace only with the part numbers specified in the parts list.

5-1. CHASSIS




Note : The components identified by mark [lock icon] contain confidential information. Strictly follow the instructions when ever the components are repaired and/or replaced.

REF.NO.	PART.NO	DESCRIPTION	REMARK	REF.NO.	PART.NO	DESCRIPTION	REMARK
1	△ 1-802-648-11	LCD PANEL (32 INCH FHD TFT)	32 inches	5	*A-1511-383-A	D5 BOARD, COMPLETE	52 inches
	△ 1-802-664-11	LCD PANEL (40 INCH FHD TFT)	40 inches	6	[lock icon] *A-1544-103-A	BE1 BOARD, COMPLETE	40/46/52 inches
	△ 1-802-663-11	LCD PANEL (46 INCH FHD TFT)	46 inches	Ver 2.0	[lock icon] *A-1556-411-A	BE1 BOARD, COMPLETE	32 inches
	△ 1-802-662-11	LCD PANEL (52 INCH FHD TFT)	52 inches	7	X-2189-647-1	SIDE JACK BRACKET ASSY (AEP)	
2	3-284-386-01	FRAME, VESA (TOP)	32 inches	8	*4-101-356-02	CARD, DUMMY	
	3-284-384-01	FRAME, VESA (TOP)	40 inches	9	1-826-923-11	LOUDSPEAKER (5.5X12CM)	32 inches
	3-298-053-01	FRAME, VESA (TOP)	46/52 inches		1-826-922-11	LOUDSPEAKER ASSY (3,5.8X12.6CM)	40 inches
3	1-480-708-11	SWITCH UNIT			1-826-921-11	LOUDSPEAKER (3,6.5X15CM)	46/52 inches
4	1-474-099-11	SWITCHING REGULATOR G1D	32 inches	10	8-597-641-00	TUNER UNIT, DIGITAL BTD-HF411T	
	*A-1548-233-A	IP5 BOARD, COMPLETE	40 inches	11	3-298-054-01	FRAME, VESA (BOTTOM)	32 inches
	*A-1548-234-A	IP5 BOARD, COMPLETE	46 inches		3-298-056-01	FRAME, VESA (BOTTOM)	40/46/52 inches
	*A-1545-447-A	G5 BOARD, COMPLETE	52 inches	12	△ 1-821-909-11	AC INLET 40/46/52 inches	
				13	△ 3-298-060-01	AC INLET BRACKET 40/46/52 inches	

5-1. CHASSIS Cont.

Note : Les composants indentifiés par une trame et par une marque Δ sonte d'une importance critique pour la securite. Ne les remplacer que par des pieces du numero specifie.

Note : The components identified by shading and marked Δ are critical for safety. Replace only with the part numbers specified in the parts list.




REF.NO.	PART.NO	DESCRIPTION	REMARK	REF.NO.	PART.NO	DESCRIPTION	REMARK
14	X-2318-042-1	CLEAR PANEL (32EM)	PRINTED (32W4000)	17	3-300-537-01	BAR, UNDER (M) 32 inches	
	X-2318-043-1	CLEAR PANEL (40EM)	PRINTED (40W4000)		3-298-013-01	BAR, UNDER (ML) 40 inches	
	X-2318-044-1	CLEAR PANEL (46EM)	PRINTED (46W4000)		3-298-029-01	BAR, UNDER (L) 46/52 inches	
	X-2318-045-1	CLEAR PANEL (52EM)	PRINTED (52W4000)	18	3-298-012-01	GUIDE, LIGHT	
	3-293-449-31	PANEL, CLEAR (32)	(32W4220)	19	*A-1510-350-A	H3E BOARD, COMPLETE	
	3-293-438-31	PANEL, CLEAR (40)	(40W4220)	20	*A-1510-351-A	H4 BOARD, COMPLETE	
	X-2318-804-1	CLEAR PANEL (46EM)	PRINTED (46W4220)	21	1-826-923-21	LOUDSPEAKER (5.5X12CM) 32 inches	
	X-2318-802-1	CLEAR PANEL (52EM)	PRINTED (52W4220)		1-826-922-21	LOUDSPEAKER ASSY (3,5.8X12.6CM) 40 inches	
15	X-2190-378-1	STAND (M) ASSY	32 inches		1-826-921-21	LOUDSPEAKER (3,6.5X15CM) 46/52 inches	
	X-2189-410-1	STAND (ML) ASSY	40 inches	22	*A-1511-382-A	D4 BOARD, COMPLETE 52 inches	
	X-2189-411-1	STAND (L) ASSY	46 inches	23	Ver 3.0 1-857-045-11	ETC-INVERTER MT BOARD 32 inches	
	X-2190-786-1	STAND (LL) ASSY	52 inches		Ver 3.0 1-857-046-11	ETC-INVERTER MT BOARD 40 inches	
16	3-298-224-01	COVER, UNDER (M)	32 inches		Ver 3.0 1-857-047-11	ETC-INVERTER MT BOARD 46 inches	
	3-298-014-01	COVER, UNDER (L2)	40/46 inches		Ver 3.0 1-857-048-11	ETC-INVERTER MT BOARD (LU) 52 inches	
	3-298-229-01	COVER, UNDER (LL)	52 inches		Ver 3.0 1-857-049-11	ETC-INVERTER MT BOARD (LL) 52 inches	
				24	Ver 3.0 1-857-050-11	ETC-INVERTER MT BOARD (RU) 52 inches	
					Ver 3.0 1-857-051-11	ETC-INVERTER MT BOARD (RL) 52 inches	

5-2. BEZEL

Note : Les composants indentifiés par une trame et par une marque Δ sont d'une importance critique pour la sécurité. Ne les remplacer que par des pièces du numéro spécifié.

Note : The components identified by shading and marked Δ are critical for safety. Replace only with the part numbers specified in the parts list.



REF.NO.	PART.NO	DESCRIPTION	REMARK	REF.NO.	PART.NO	DESCRIPTION	REMARK
51	X-2190-993-1	BEZEL (32EM) ASSY	32 inches	52	1-480-680-11	ILLUMINATION MODULE	
	X-2190-997-1	BEZEL (40EM) ASSY	40 inches				
	X-2190-996-1	BEZEL (46EM) ASSY	46 inches				
	X-2190-995-1	BEZEL (52EM) ASSY	52 inches				



5-3. REAR COVER & POWER SUPPLY CORDS

NOTE :

If ordering item 101 (Rear cover) please order item 102 (Label, rear terminal) as well.

Note : Les composants indentifiés par une trame et par une marque Δ sont d'une importance critique pour la sécurité. Ne les remplacer que par des pièces du numéro spécifié.

Note : The components identified by shading and marked Δ are critical for safety. Replace only with the part numbers specified in the parts list.



REF.NO.	PART.NO	DESCRIPTION	REMARK	REF.NO.	PART.NO	DESCRIPTION	REMARK
101	3-293-605-01	REAR COVER (32)	32 inches	103	3-106-546-01	COVER, ECS	
	3-293-589-01	REAR COVER (40)	40 inches	104	Δ 1-832-132-41	POWER SUPPLY CORD (32" AEP)	
	3-293-584-01	REAR COVER (46)	46 inches		Δ 1-835-200-11	POWER SUPPLY CORD (40/46/52" AEP)	
	3-293-622-01	REAR COVER (52)	52 inches	105	Δ 1-835-341-11	POWER SUPPLY CORD (UK PLUG) (32" UK)	(W4000)
102	*3-298-011-01	LABEL, REAR TERMINAL			Δ 1-835-165-11	POWER SUPPLY CORD (40/46/52" UK)	(W4000)