


PS-D707/D707P

SERVICE MANUAL

*AEP Model
E Model
Tourist Model*
PS-D707

UK Model
PS-D707P



PS-D707P is the STEREO
TURNTABLE SYSTEM
in LBT-D607CD/707CD

Photo: PS-D707

SPECIFICATIONS

Turntable	
Platter	30cm (12 in.)
Motor	DC servo motor
Drive system	Belt drive
Speed	33 1/3 rpm/45 rpm switchable
Wow and flutter	0.15% (WRMS)
Signal-to-noise ratio	65 dB (DIN-B)
Automatic system	Return, reject, lead in
Tonearm	
Type	Dynamically balanced
Pivot-to-stylus length	206 mm (7 7/8 in.)
Overall arm length	235 mm (9 3/8 in.)
Cartridge	
Type	Moving magnet type
Frequency response	20 Hz-20kHz
Stylus	ND-155G
General	
Dimensions	355 x 93.5 x 355 mm (w/h/d) (14 x 3 3/4 x 14 inches)
Weight	Approx. 2.6 kg (4 lb 14 oz)
Power requirements	D707: AEP, Germany, Italian models 220 V AC, 50/60 Hz D707: Australia model 240 V AC, 50 Hz D707: E, Saudi Arabia models 110-120 V, 220-240 V adjustable, 50/60 Hz
Power consumption	4 W
Accessory supplied	45-rpm adaptor (1)
Optional accessory	Replacement stylus ND-155G

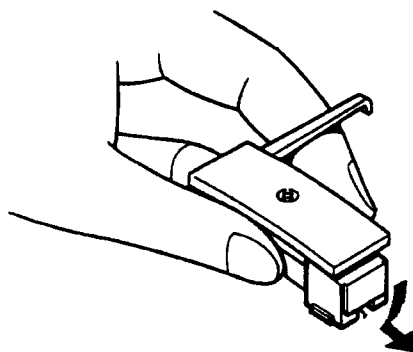
Note for Cartridge

Be careful not to use any cartridge except for specified one (Part No.: 4-944-756-01) as balance weight of pick up arm assembly is fixed.

REPLACING THE STYLUS

Replace the stylus after about 400 hours of use because using a worn stylus will damage records.
An ND-155G replacement stylus is available at your Sony dealer.
Be sure to turn the amplifier off before proceeding with replacement.

- 1 While holding the cartridge, detach the stylus assembly as illustrated.
- 2 Insert the new stylus into the cartridge.



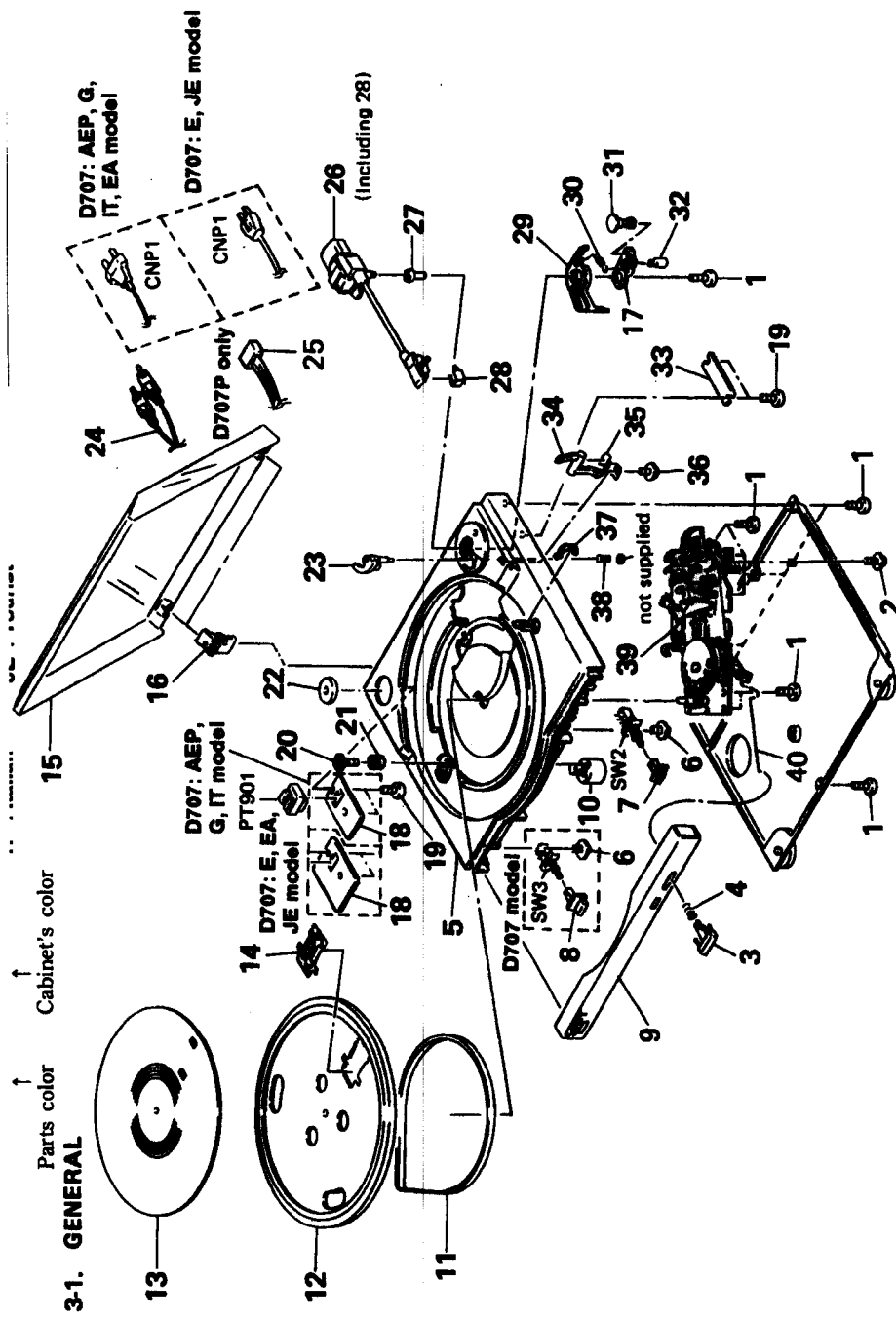
Design and specifications subject to change without notice.

Note

This appliance conforms with EEC Directive 87/308/EEC regarding interference suppression.



STEREO TURNTABLE SYSTEM
SONY®



3-2. MD SECTION

